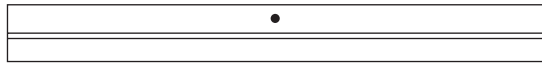


Standard Retractable Banner Stands



1 Banner stand base





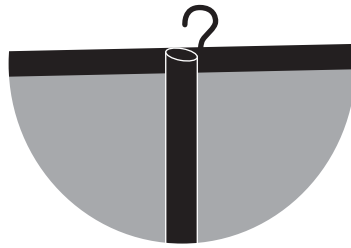
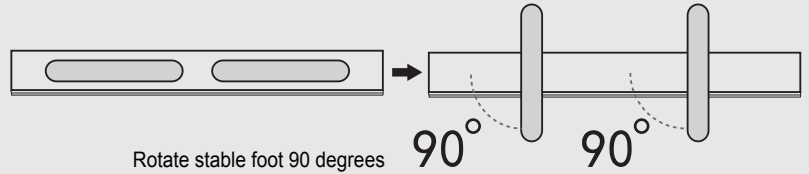
2 Pole



3 Top trim



Remove the pole from the banner stand base.
Connect pole section into a long pole.
Insert pole into the hole on the base.



IMPORTANT:
DO NOT step on the feet to extend the banner

Download an invoice on our website

Please login to our website to download your latest invoice,
or contact us for help service@flagaholic.com

Canada
Unite States
New Zealand
Australia

www.flagaholic.ca/account.html
www.flagaholic.com/account.html
www.flagaholic.co.nz/account.html
www.flagaholic.com.au/account.html