

Full Color Table Topper - 6 Ft











Image Size

- Top of Table
W 1830mm x H 750mm / W 72" x H 29.5"
- Overall Graphics Layout Size (Green Background)
W 2010mm x H 930mm / W 79.1" x H 36.6"



Keep all your important graphics such as LOGO / TEXT and contact information in the Dotted Line safe viewable zone.

Notes to Designers

-  - This template file has been reduced to **50%** of actual size. Please ensure to use **300 pixels** per inch at full size for best graphic printing quality. However, in case if you don't have best quality pictures, please make sure to keep your resolution at **100-120 pixels** per inch at full size.
-  - Scan/Photoshop files should be saved in **CMYK** mode as **TIF** or **JPG** format. When placing such files in Illustrator, please **EMBED** the images in the Illustrator file.
-  - Color mode should be **CMYK** to ensure best color matching. Please **DO NOT use RGB** color mode. If you have specific logo/corporate colours please provide the **Pantone Code**.
-  - It is best to convert all text to **Outline** and **Flatten** all images to ensure that nothing is missed out or changed during the transfer of files.
-  - Using guidelines to remain within the margins will prevent mistakes and save your artwork elements from getting cut off.
-  - The **Bleed Zones** are hidden inside the hardware. However, **STRONGLY Recommended:** **Extend your background graphics to the edges to the art board** to ensure proper bleed with no visible unprinted areas.
-  - This file is itself a template and can be edited to design your graphics. Please make sure to **delete this layer** before submitting your artwork or it will be printed in your finished product.
-  - **PDF** is the best format to submit your artwork work. However, we also accept these file formats, as below:
 **Illustrator(AI / EPS)**  **Photoshop(TIF / PSD)**